

**AUDITOR'S REPORT**

We have audited the attached Balance Sheet of Presentation Society of India, New Delhi, which include all the Project Accounts and all the out-reach programmes as at 31st March, 2015 and the Income and Expenditure Account together with the Receipts and Payments Accounts, for the year ended on that date, and report that:

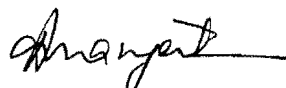
- A) We have obtained all the information and explanations, which to the best of our knowledge and belief were necessary for the purpose of our audit.
- B) Proper books of accounts have been kept by the Society so far as appears from our examination of the books.
- C) The Balance Sheet, the Income and Expenditure Account and Receipts and Payments Account dealt with by this Report are in agreement with the Books of Account.
- D) In our opinion and to the best of our information and according to explanations given to us, the accounts, read with the notes appearing thereon or attached thereto give a true and fair view:
  - I. In the case of the Balance Sheet, of the state of affairs of the Organization as at 31st March 2015.
  - II. In the case of the Income and Expenditure Account of, surplus for the year ended on that date.
  - III. In the case of the Receipts and Payments Account of the receipts and payments for the period 1<sup>st</sup> April 2014 to 31st March 2015.

For A S G & Associates  
Chartered Accountants



Place: New Delhi

Dated: 25/09/2015

  
Amar Jeet Singh  
(Partner)

# PRESENTATION SOCIETY OF INDIA, NEW DELHI

## BALANCE SHEET AS AT 31ST MARCH 2015

	SCHEDULE		31.03.2015 (₹)	31.03.2014 (₹)
<b><u>SOURCES OF FUNDS</u></b>				
CAPITAL FUND	1		13,54,14,868.20	12,28,10,976.83
DESIGNATED FUNDS	2		4,27,03,898.66	4,46,06,793.42
<b>TOTAL</b>			<b>17,81,18,766.86</b>	<b>16,74,17,770.25</b>
<b><u>APPLICATION OF FUNDS</u></b>				
<b><u>FIXED ASSETS</u></b>	3			
GROSS BLOCK		6,15,92,733.75		
LESS DEPRECIATION		68,74,403.20	5,47,18,330.55	5,18,76,540.59
INVESTMENTS	4		82,00,000.00	82,00,000.00
<b><u>CURRENT ASSETS,</u></b>				
<b><u>LOANS &amp; ADVANCES</u></b>	5		11,57,95,774.31	10,79,01,567.66
<b><u>LESS CURRENT LIABILITIES</u></b>				
AND PROVISIONS				
CURRENT LIABILITIES	6		5,95,338.00	5,60,338.00
NET CURRENT ASSETS			11,52,00,436.31	10,73,41,229.66
<b>TOTAL</b>			<b>17,81,18,766.86</b>	<b>16,74,17,770.25</b>
<b>NOTES TO ACCOUNTS</b>	18			

Schedules 1 - 18 form an integral part of the accounts.

### **Auditors' Report**

This is the Balance Sheet as referred to in our report of even date attached.

For A S G & Associates  
Chartered Accountants



*Amar Jeet Singh*

Amar Jeet Singh  
(Partner)

For Presentation Society of India  
Presentation Society of India  
D-161, GREATER KAILASH II  
NEW DELHI-110048

*S. Menon*

President

*M. S. ...*

Trustee

Place : New Delhi

Date : 25/09/2015

# PRESENTATION SOCIETY OF INDIA, NEW DELHI

## INCOME & EXPENDITURE ACCOUNT FOR THE YEAR ENDED ON 31-03-2015

	SCHEDULE		31.03.2015 (₹)	31.03.2014 (₹)
<b>INCOME</b>				
CONTRIBUTIONS RECEIVED FOR PROJECTS			63,83,774.96	5,77,541.00
INTEREST AND DIVIDEND	7		1,01,33,480.85	94,17,541.99
OTHER INCOME			-	1,93,164.00
EXCESS OF EXP. OVER INCOME			-	-
<b>TOTAL</b>			<b>1,65,17,255.81</b>	<b>1,01,88,246.99</b>
<b>EXPENDITURE</b>				
GRANT FOR PROJECT	8		10,29,835.00	15,50,919.00
ADMINISTRATION EXPENSES	9		16,39,257.40	12,21,289.09
CONTRIBUTIONS GIVEN			3,17,647.00	26,70,000.00
LOSS ON SALE/DONATION OF ASSETS			1,880.04	
DEPRECIATION WRITTEN OFF			9,24,745.00	8,78,560.00
EXCESS OF INCOME OVER EXP.			1,26,03,891.37	38,67,478.68
<b>TOTAL</b>			<b>1,65,17,255.81</b>	<b>1,01,88,246.99</b>
<b>NOTES TO ACCOUNTS</b>	<b>18</b>			

Schedules 1 - 18 form an integral part of the accounts.

### Auditors' Report

This is the Profit & Loss Account as referred to in our report of even date attached.

For A S G & Associates  
Chartered Accountants



*Amar Jeet Singh*  
Amar Jeet Singh  
(Partner)

For Presentation Society of India  
Presentation Society of India  
B-161, GREATER KALASANI  
NEW DELHI-110046

*President*  
President

*Trustee*  
Trustee

Place : New Delhi

Date : 25/09/2015

# PRESENTATION SOCIETY OF INDIA, NEW DELHI

## RECEIPTS & PAYMENTS ACCOUNT FOR THE YEAR ENDED 31.03.2015

RECEIPTS	AMOUNT (₹)		PAYMENTS	AMOUNT (₹)	
<u>OPENING BALANCE</u> <u>AS ON 01.04.2014</u>			<u>RECURRING EXPENSES</u>		
CASH IN HAND	2,14,500.20		SALARIES	1,51,100.00	
CASH AT BANK	19,45,679.05		TELEPHONE & POSTAGE	1,24,551.00	
FIXED DEPOSITS WITH BANK	10,41,03,876.95		STATIONERY	88,559.00	
TAX DEDUCTED AT SOURCE	16,05,011.46		BOOKS & PERIODICALS	17,504.00	
INVESTMENTS	82,00,000.00	11,60,69,067.66	TRAVEL	3,73,716.13	
			AUDIT FEE	2,26,406.00	
<u>RECEIPTS DURING THE YEAR</u>			BANK CHARGES	1,464.78	
INTEREST FROM BANKS	95,33,480.85		BOARDING & LODGING	3,69,323.73	
INTEREST ON INVESTMENTS	6,00,000.00		LEGAL & PROFESSIONAL	1,51,686.00	
DESIGNATED FUND	81,50,000.00		MISC. EXPENSES	1,34,946.76	
CONTRIBUTIONS FOR PROJECT	63,83,774.96		SOCIAL DEVELOPMENT EXP.	13,94,632.83	
SECURITIES RECEIVED	35,000.00		EDUCATION FUND EXPENSES	24,48,443.51	
SALE OF FIXED ASSETS	3,000.00	2,47,05,255.81	PERSONNEL TRAINING EXP.	27,11,903.70	
			GENERAL MAINTENANCE EXP.	3,92,869.63	
			RETIREMENT FUND EXP.	31,05,045.09	
			CONTRIBUTIONS GIVEN	3,17,647.00	
			GRANTS FOR PROJECTS	10,29,835.00	1,30,39,634.16
			<u>NON RECURRING EXPENSES</u>		
			LAND & BUILDING	53,303.00	
			OFFICE EQUIPMENT	1,77,001.00	
			COMPUTER	1,27,000.00	
			CAPITAL WORK-IN-PROGRESS	33,26,400.00	
			MISC. FIXED ASSETS	69,711.00	
			FURNITURE	18,000.00	37,71,415.00
			<u>CLOSING BALANCES</u>		
			<u>AS ON 31.03.2015</u>		
			CASH IN HAND	2,92,838.70	
			CASH AT BANK	20,33,396.93	
			FIXED DEPOSITS WITH BANK	11,07,82,302.78	
			TAX DEDUCTED AT SOURCE	26,54,735.90	
			INVESTMENTS	82,00,000.00	12,39,63,274.31
<b>TOTAL</b>		<b>14,07,74,323.47</b>	<b>TOTAL</b>		<b>14,07,74,323.47</b>

### Auditors' Report

This is the Receipt & Payment Account as referred to in our report of even date attached.



For A S G & Associates  
Chartered Accountants

*Amar Jeet Singh*

Amar Jeet Singh  
(Partner)

For Presentation Society of India

B-101, GATEWAY

*L. Meena*

President

*M. S. Singh*

Trustee

Place : New Delhi

Date : 15/09/2015

**PRESENTATION SOCIETY OF INDIA**

*Schedules forming part of the accounts for the year ended 31.03.2015*

**CAPITAL FUND**

**SCHEDULE-1**


S. NO.	PARTICULARS	31.03.2015 (₹)		31.03.2014 (₹)
1.	<b>CAPITAL FUND</b>			
	OPENING BALANCE	5,61,33,282.79		5,22,65,804.11
	EXCESS OF INCOME OVER EXP./ (EXCESS OF EXP. OVER INCOME	1,26,03,891.37		38,67,478.68
	<b>TOTAL</b>	<b>6,87,37,174.16</b>		<b>5,61,33,282.79</b>
2.	<b>CORPUS FUND</b>			
	OPENING BALANCE	6,66,77,694.04		6,21,77,750.04
	ADDITIONS DURING THE YEAR	-		44,99,944.00
	<b>TOTAL - (B)</b>	<b>6,66,77,694.04</b>		<b>6,66,77,694.04</b>
	<b>GRAND TOTAL (A + B)</b>	<b>13,54,14,868.20</b>		<b>12,28,10,976.83</b>

**DESIGNATED FUNDS**

**SCHEDULE-2**

S. NO.	PARTICULARS	BALANCE AS ON 31-3-2014	AMOUNT RECEIVED	EXPENSES DURING THE YEAR (SCHEDULES)		BALANCE AS ON 31-3-2015
1.	SOCIAL DEVELOPMENT FUND	30,31,839.83	10,30,000.00	13,94,632.83	10	26,67,207.00
2.	EDUCATION FUND	43,62,230.88	11,70,000.00	24,48,443.51	11	30,83,787.37
3.	PERSONNEL TRAINING FUND	18,97,653.24	13,00,000.00	27,11,903.70	12	4,85,749.54
4.	GENERAL MAINTENANCE FUND	88,41,569.33	6,00,000.00	3,92,869.63	13	90,48,699.70
5.	RETIREMENT FUND	2,64,73,500.14	40,50,000.00	31,05,045.09	14	2,74,18,455.05
	<b>TOTAL :</b>	<b>4,46,06,793.42</b>	<b>81,50,000.00</b>	<b>1,00,52,894.76</b>		<b>4,27,03,898.66</b>



  
 Presentation Society of India  
 B-161, GREATER KAILASH I  
 NEW DELHI-110048

**PRESENTATION SOCIETY OF INDIA, NEW DELHI**

*Schedules forming part of the accounts for the year ended 31.03.2015*

**FIXED ASSETS**

**SCHEDULE - 3**

(Amount in ₹)

ASSET	GROSS BLOCK				DEPRECIATION				NET BLOCK	
	<i>As on 31.03.2014</i>	<i>Additions</i>	<i>Sale / Trf. Written Off</i>	<i>As on 31.03.2015</i>	<i>UP TO 31-3-2014</i>	<i>For the Year</i>	<i>Adjustment</i>	<i>UP TO 31.03.2015</i>	<i>AS ON 31-3-2015</i>	<i>AS ON 31-3-2014</i>
Land	78,94,616.00	-	-	78,94,616.00	-	-	-	-	78,94,616.00	78,94,616.00
Building	3,00,15,575.15	53,303.00	-	3,00,68,878.15	32,05,581.00	4,89,255.00	-	36,94,836.00	2,63,74,042.15	2,68,09,994.15
Furniture & Fixture	14,31,440.68	18,000.00	-	14,49,440.68	7,84,927.25	87,860.00	-	8,72,787.25	5,76,653.43	6,46,513.43
Office Equipment	35,64,470.50	1,77,001.00	33,660.00	37,07,811.50	9,59,036.03	1,67,721.00	28,779.96	10,97,977.07	26,09,834.43	26,05,434.47
Computer	11,01,239.00	1,27,000.00	-	12,28,239.00	2,86,567.00	52,316.00	-	3,38,883.00	8,89,356.00	8,14,672.00
Vehicle	15,30,950.00	-	-	15,30,950.00	2,70,320.00	72,721.00	-	3,43,041.00	11,87,909.00	12,60,630.00
Miscellaneous Fixed Asset	11,34,127.42	69,711.00	-	12,03,838.42	4,72,006.88	54,872.00	-	5,26,878.88	6,76,959.54	6,62,120.54
Capital Work in Progress	1,11,82,560.00	33,26,400.00	-	1,45,08,960.00	-	-	-	-	1,45,08,960.00	1,11,82,560.00
<b>Grand Total</b>	<b>5,78,54,978.75</b>	<b>37,71,415.00</b>	<b>33,660.00</b>	<b>6,15,92,733.75</b>	<b>59,78,438.16</b>	<b>9,24,745.00</b>	<b>28,779.96</b>	<b>68,74,403.20</b>	<b>5,47,18,330.55</b>	<b>5,18,76,540.59</b>
<b>Previous Year</b>	<b>5,49,53,439.75</b>	<b>29,01,539.00</b>	<b>-</b>	<b>5,78,54,978.75</b>	<b>50,99,878.16</b>	<b>8,78,560.00</b>	<b>-</b>	<b>59,78,438.16</b>	<b>5,18,76,540.59</b>	<b>4,98,53,561.59</b>



*L. Meriond*  
Presentation Society of India  
B-161, GATEWAY NASIH  
NEW DELHI 110013

**PRESENTATION SOCIETY OF INDIA, NEW DELHI**

*Schedules forming part of the accounts for the year ended 31.03.2015*

<b>INVESTMENTS</b>		<b>SCHEDULE-4</b>	
<b>PARTICULARS</b>	<b>31.03.2015 (₹)</b>		<b>31.03.2014 (₹)</b>
8% Saving Bonds, 2003 of Government of India	75,00,000.00		75,00,000.00
Investment in Mutual Funds	7,00,000.00		7,00,000.00
<b>TOTAL</b>	<b>82,00,000.00</b>		<b>82,00,000.00</b>

<b>CURRENT ASSETS</b>		<b>SCHEDULE - 5</b>	
<b>PARTICULARS</b>	<b>31.03.2015 (₹) (SCHEDULES)</b>		<b>31.03.2014 (₹)</b>
1 CASH IN HAND	2,92,838.70	15	2,14,500.20
2 <u>CASH AT BANK</u>			
3 - In Saving Bank Accounts	20,33,396.93	16	19,45,679.05
4 - In Fixed Deposits Accounts (including accrued interest)	11,07,82,302.78	17	10,41,03,876.95
5 SECURITY DEPOSIT	32,500.00		32,500.00
6 TAX DEDUCTED AT SOURCE	26,54,735.90		16,05,011.46
<b>TOTAL</b>	<b>11,57,95,774.31</b>		<b>10,79,01,567.66</b>

<b>CURRENT LIABILITIES</b>		<b>SCHEDULE-6</b>	
<b>PARTICULARS</b>	<b>31.03.2015 (₹)</b>		<b>31.03.2014 (₹)</b>
SECURITY MONEY	5,95,338.00		5,60,338.00
<b>TOTAL</b>	<b>5,95,338.00</b>		<b>5,60,338.00</b>

<b>INTEREST AND DIVIDENDS</b>		<b>SCHEDULE-7</b>	
<b>PARTICULARS</b>	<b>31.03.2015 (₹)</b>		<b>31.03.2014 (₹)</b>
INTEREST ON INVESTMENTS	6,00,000.00		6,00,000.00
INTEREST ON INCOME-TAX REFUND	-		27,441.00
GAIN ON SALE OF INVESTMENTS	-		52,293.94
INTEREST FROM BANKS	95,33,480.85		87,37,807.05
<b>TOTAL</b>	<b>1,01,33,480.85</b>		<b>94,17,541.99</b>



*L. Meenon*  
Presentation Society of India  
B-101, GREATER KAILASH I  
NEW DELHI-110 048

## PRESENTATION SOCIETY OF INDIA

*Schedules forming part of the accounts for the year ended 31.03.2015*

## GRANTS FOR PROJECTS

## SCHEDULE - 8

(Amount in ₹)

Particulars	PSI	Education/ Maintenance of Sisters	Education of Poor Children	Education of Tribal Children	Welfare of Women	Tricycles for Handicapped	Welfare of Scheduled Tribes	Awareness Camp	Total
Bank Charges	1,857.00	-	-	-	-	-	-	-	1,857.00
Telephone Expense	565.00	3,719.00	-	-	-	-	-	2,992.00	7,276.00
Printing & Stationery	-	2,162.00	-	-	-	-	-	3,970.00	6,132.00
Books & Periodicals	-	520.00	-	-	-	-	-	-	520.00
Postage	-	656.00	-	-	-	-	-	-	656.00
Travelling Expense	19,534.00	6,133.00	-	-	-	-	-	-	25,667.00
Conveyance	4,150.00	7,300.00	-	-	250.00	-	-	520.00	12,220.00
Medical Expenses	-	15,774.00	-	-	-	-	-	-	15,774.00
Equipment Maintenance	-	8,595.00	-	-	-	-	-	-	8,595.00
Other Maintenance	5,652.00	11,172.00	-	-	-	-	-	-	16,824.00
Legal & Professional	2,000.00	-	-	-	-	-	-	-	2,000.00
Honorarium	5,075.00	6,500.00	-	-	-	-	-	-	11,575.00
Boarding & Lodging	-	20,723.00	-	-	-	-	-	-	20,723.00
Salaries	-	6,800.00	-	-	-	-	-	-	6,800.00
P.A. Others	-	46,265.00	-	-	-	-	-	-	46,265.00
Short-term Training	2,23,629.00	-	-	-	-	-	-	4,398.00	2,28,027.00
Long-term Training	-	33,614.00	-	-	-	-	-	-	33,614.00
Relief to the poor	-	-	-	-	1,00,000.00	8,666.00	-	-	1,08,666.00
Local Education Project	-	-	3,35,128.00	27,500.00	29,474.00	33,749.00	40,992.00	-	4,66,843.00
Social Training Project	-	-	9,801.00	-	-	-	-	-	9,801.00
<b>Total</b>	<b>2,62,462.00</b>	<b>1,69,933.00</b>	<b>3,44,929.00</b>	<b>27,500.00</b>	<b>1,29,724.00</b>	<b>42,415.00</b>	<b>40,992.00</b>	<b>11,880.00</b>	<b>10,29,835.00</b>



**PRESENTATION SOCIETY OF INDIA, NEW DELHI**

*Schedules forming part of the accounts for the year ended 31.03.2015*

**ADMINISTRATION EXPENSES**

**SCHEDULE-9**

<b>PARTICULARS</b>	<b>31.03.2015</b> (₹)		<b>31.03.2014</b> (₹)
SALARIES	1,51,100.00		1,06,300.00
BOARDING & LODGING	3,69,323.73		2,53,315.67
TRAVELLING & CONVEYANCE	3,73,716.13		3,16,850.83
POSTAGE, TELEGRAM & TELEPHONE	1,24,551.00		1,03,871.00
STATIONERY	88,559.00		55,468.00
BOOKS & PERIODICALS	17,504.00		44,241.00
AUDITORS' REMUNERATION	2,26,406.00		1,32,584.00
BANK CHARGES	1,464.78		13,772.00
STT PAID	-		10.52
PROFESSIONAL CHARGES	1,51,686.00		
MISC. EXPENSES	1,34,946.76		1,94,876.07
<b>TOTAL</b>	<b>16,39,257.40</b>		<b>12,21,289.09</b>



*L. Menam*  
Presentation Society of India  
B-461, CHARTER KALAS II  
1

**PRESENTATION SOCIETY OF INDIA**

*Schedules forming part of the accounts for the year ended 31.03.2015*

**EXPENSES OUT OF SOCIAL DEVELOPMENT FUND**

**SCHEDULE - 10**

**(Amount in ₹)**

<b>Particulars</b>	<b>Total</b>
Relief to the poor	12,82,912.83
Social Training Programme	1,11,720.00
<b>Total</b>	<b>13,94,632.83</b>



Presentation Society of India  
B-161, C-1, KAILASH-I  
New Delhi - 110048

# PRESENTATION SOCIETY OF INDIA

*Schedules forming part of the accounts for the year ended 31.03.2015*

### EXPENSES OUT OF EDUCATION FUND

**SCHEDULE-11**

(Amount in ₹)

Particulars	PSI	Community Bhopal	Sinclair House	Patna	Total
Honorarium	3,03,998.00	32,103.00	700.00	200.00	3,37,001.00
Short-term training	9,01,197.87	99,274.00	22,727.00	13,445.00	10,36,643.87
Long term training	20,063.64	54,735.00	-	-	74,798.64
Contribution to Kanjoor Society for Primary School	10,00,000.00	-		-	10,00,000.00
<b>Total</b>	<b>22,25,259.51</b>	<b>1,86,112.00</b>	<b>23,427.00</b>	<b>13,645.00</b>	<b>24,48,443.51</b>



*L. Minors*  
Presentation Society of India  
B-264, 1st Floor, Market Road, New Delhi

**PRESENTATION SOCIETY OF INDIA***Schedules forming part of the accounts for the year ended 31.03.2015***EXPENSES OUT OF PERSONNEL TRAINING FUND****SCHEDULE-12****(Amount in ₹)**

<i>Particulars</i>	<i>Community Bhopal</i>	<i>Patna</i>	<i>Sinclair House</i>	<i>Total</i>
Telephone	15,967.00	5,466.00	3,301.70	24,734.70
Stationery and printing	11,723.00	410.00	712.00	12,845.00
Books and library	6,337.00	1,295.00	675.00	8,307.00
Newspaper, magazines, periodicals	12,859.00	1,800.00	106.00	14,765.00
Postage	4,695.00	-	704.00	5,399.00
Travel	20,330.00	35.00	1,760.00	22,125.00
Conveyance	59,341.00	3,475.00	270.00	63,086.00
Domestic salaries	3,19,450.00	15,500.00	4,000.00	3,38,950.00
Building maintenance	8,97,856.00	-	-	8,97,856.00
Rent	-	25,000.00	-	25,000.00
Equipment maintenance	52,499.00	2,300.00	3,860.00	58,659.00
Vehicle Maintenance	73,831.00	-	-	73,831.00
Other maintenance	1,13,026.00	25,188.00	4,863.00	1,43,077.00
Electricity	88,708.00	4,602.00	-	93,310.00
Motor insurance	8,583.00	-	-	8,583.00
Food	5,03,791.00	24,204.00	11,716.00	5,39,711.00
Medical	57,449.00	953.00	320.00	58,722.00
P.A. Other	77,621.00	15,994.00	2,080.00	95,695.00
Relief to the poor	30,621.00	6,050.00	-	36,671.00
Social training programs	6,621.00	7,815.00	-	14,436.00
Others(Incl, church contributions)	1,000.00	-	-	1,000.00
Farm and garden	98,879.00	-	1,000.00	99,879.00
Celebrations	54,267.00	15,955.00	5,040.00	75,262.00
<b>Total</b>	<b>25,15,454.00</b>	<b>1,56,042.00</b>	<b>40,407.70</b>	<b>27,11,903.70</b>



*L. Meena*  
Presentation Society of India  
B-161, GATEWAY KANUN

**PRESENTATION SOCIETY OF INDIA**

*Schedules forming part of the accounts for the year ended 31.03.2015*

**EXPENSES OUT OF GENERAL MAINTENANCE FUND**

**SCHEDULE - 13**

(Amount in ₹)

Particulars	Total
Building Maintenance	44,443.00
Equipment Maintenance	60,277.00
Other Maintenance	1,30,601.00
Electricity Expenses	1,35,630.00
House-tax	18,744.00
Water Tax	3,174.63
<b>Total</b>	<b>3,92,869.63</b>



*L. Meisam*  
Presentation Society of India  
31.03.2015

**PRESENTATION SOCIETY OF INDIA**

*Schedules forming part of the accounts for the year ended 31.03.2015*

**EXPENSES OUT OF RETIREMENT FUND**

**SCHEDULE - 14**

**(Amount in ₹)**

<b>Particulars</b>	<b>Total</b>
Medical Expenses	1,82,958.00
Others (PA)	1,97,087.09
Contribution to Perenalaya Trust for Jehangirpuri Sisters for Maintenance	2,00,000.00
Contribution to Tushara for maintenance Sisters	3,00,000.00
Contribution to Kanjoor for Sisters Maintenance & Medical Purposes	2,00,000.00
Contribution to Varsunadu for Maintenance & Medical Purposes	1,50,000.00
Contribution to Karanje Sisters for Maintenance	1,20,000.00
Contribution to Kannur Sisters for Maintenance	1,20,000.00
Contribution to Rees Sisters for Maintenance	1,50,000.00
Contribution to Nagoa Sisters for Maintenance	2,85,000.00
Contribution to Srinagar Sisters for Maintenance	10,00,000.00
Contribution to Perenalaya Trust for Patna Sisters for their Maintenance	2,00,000.00
<b>Total</b>	<b>31,05,045.09</b>



*S. M. Sharma*  
Presentation Society of India  
B-161, GREATER KALASHI  
NEW DELHI - 110048

**PRESENTATION SOCIETY OF INDIA***Schedules forming part of the accounts for the year ended 31.03.2015***CASH BALANCES****SCHEDULE-15****(Amount in ₹)**

S. No.	Particulars	31.03.2015	31.03.2014
1	Presentation Society of India	1,10,456.70	55,308.70
2	Anjali House	2,899.00	28,395.00
3	Patna Community	9,573.00	1,481.00
4	Sinclair House	-	12,036.50
5	Community Bhopal	26,218.00	39,894.00
6	Presentation Society of India - FCRA A/c	2,477.00	13,630.00
7	Nagle Solidarity - TPS	93,853.00	-
8	Education of Sisters, Bhopal	-	3,986.00
9	Presentation Sisters, Fargo	-	29,724.00
10	Tania Education, Jharkhand	-	2,500.00
11	Dabwali Jan Vikas Samiti	11,967.00	11,242.00
12	Condrad Hilton - Rohtak	71.00	-
13	Kanur Australian Welfare Tribes	-	8,386.00
14	IPA Justice Indian Unit	27,929.00	7,917.00
15	Sr. Justine, Education of Poor Children	7,395.00	-
<b>Total</b>		<b>2,92,838.70</b>	<b>2,14,500.20</b>



*L. M. Mishra*  
Presentation Society of India  
B-191, GATEWAY KAILASH  
NEW DELHI 110049

**PRESENTATION SOCIETY OF INDIA**

*Schedules forming part of the accounts for the year ended 31.03.2015*

**BANK BALANCES**

**SCHEDULE-16**

(Amount in ₹)

S. No.	Particulars	31.03.2015	31.03.2014
1	IOB, Daryaganj, New Delhi (PSI) - 2106	18,289.91	4,98,798.93
2	Standard Chartered Bank, New Delhi - 52310049764	4,65,680.36	1,94,923.00
3	State Bank of India, Chennai - 108885933161	41,407.00	1,60,579.00
4	Catholic Syrian Bank - 190001	2,96,068.94	48,722.60
5	Standard Chartered Bank, New Delhi - (Anjali)	2,50,009.00	56,617.56
6	IOB, Daryaganj, New Delhi (FCRA A/c) - 15276	4,68,505.72	4,18,235.76
7	Bank of India, Bhopal - 17331 (Bhopal)	4,93,436.00	5,16,330.00
8	Union Bank of India, Kodaikanal, Tamilnadu - 3535 (Sinclair)	-	51,472.20
<b>Total</b>		<b>20,33,396.93</b>	<b>19,45,679.05</b>



*S. Minson*  
Presentation Society of India  
B-161, GREATER KAILASH-I  
NEW DELHI-110043

**PRESENTATION SOCIETY OF INDIA**

*Schedules forming part of the accounts for the year ended 31.03.2015*

**FIXED DEPOSITS WITH BANKS**

**SCHEDULE-17**

(Amount in ₹)

S. No.	Particulars	31.03.2015	31.03.2014
1	Standard Chartered Bank, New Delhi	2,68,24,784.78	4,18,60,327.95
2	State Bank of India, Chennai	4,31,312.00	7,54,178.00
3	Indian Overseas Bank, New Delhi	3,49,87,157.00	2,88,79,809.00
4	Indian Overseas Bank, New Delhi-FCRA A/c	1,51,94,166.00	1,24,28,635.00
5	DHFL	56,71,527.00	52,46,064.00
6	NHB Sunidhi Term Deposit	61,19,675.00	60,67,600.00
7	Catholic Syrian Bank	2,15,53,681.00	88,67,263.00
<b>Total</b>		<b>11,07,82,302.78</b>	<b>10,41,03,876.95</b>



*L. Meram*  
Presentation Society of India  
B-161, GREATER KAILASH-I  
NEW DELHI-110048

## PRESENTATION SOCIETY OF INDIA

### SCHEDULE - 18


#### NOTES TO ACCOUNTS

For the year ended 31-3-2015

1. Fixed Assets are valued at cost net of depreciation thereon.
2. Depreciation on fixed Assets are provided on straight line method at the following rates:

a. Building	1.63 %
b. Furniture and fixtures	6.33 %
c. Office equipment	4.75 %
d. Computer	4.75 %
e. Vehicle	4.75 %
f. Miscellaneous Fixed Assets	4.75 %
- No depreciation is provided on Fixed Assets, which are used for less than six months in the year.
3. Investments are held in the name of the Society and valued at cost.
4. Balances on account of Security deposit is subject to confirmation / reconciliation.
5. The Society accounts for Income and expenditure on actual receipt / payment thereof.
6. Previous year figures have been regrouped / rearranged wherever considered necessary to make them comparable to current year figures.
7. Expenses incurred by the Society towards various projects have been netted off against the balance in the respective fund account.
8. As per the practice followed in the last year, the closing balance of cash in hand and bank balances of the communities, which are legally a part of the Society, have been accounted for in the books of the Society. In some cases where opening balances have been accounted for only during the year under consideration, the expenditure has been netted off to the extent of the opening balance lying with such communities.

For A S G & Associates  
Chartered Accountants

  
Amar Jeet Singh  
(Partner)


Place : New Delhi

Dated : 25/09/2015



For Presentation Society of India

Presentation Society of India  
B-101, GRT Mall, Connaught Place  
New Delhi - 110028

  
President

  
Trustee